



INSTRUMENT: empty  
K-SWITCH:

VOL. (CC7)  
-∞ dB

PAN (CC10)  
C

SEND (CC91)  
0%

TUNE 0  
POLY. 64

TRANS. 0  
PB RANGE DEF



INFO CONTROLS EFFECTS SETTINGS

SNAPSHOT

# FINGERPICK PRO GUITAR

## KEYBOARD LAYOUT OVERVIEW



KEYSWITCHES

STRING KEYS & NOTES

STRUMS

CHROMATIC KEYS

INSTRUMENT: empty  
 K-SWITCH:

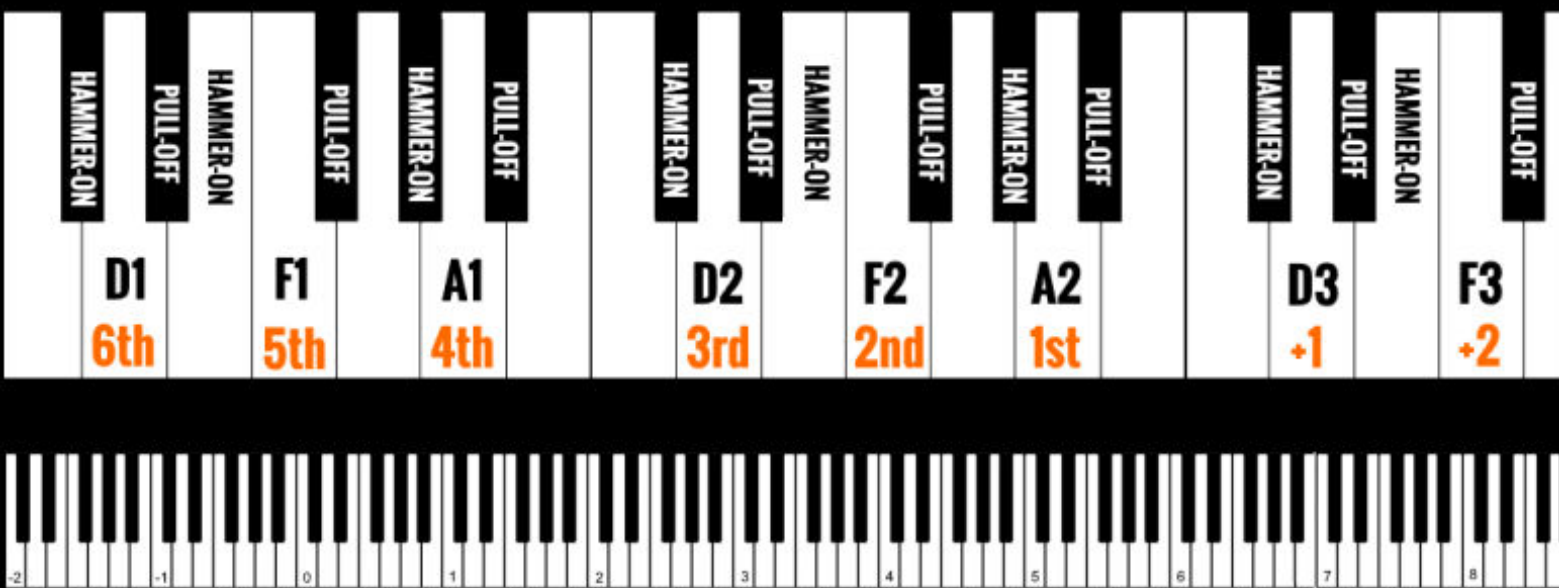
VOL. (CC7) -∞ dB  
 PAN (CC10) C  
 SEND (CC91) 0%

TUNE 0  
 POLY. 64  
 TRANS. 0  
 PB RANGE DEF

Zlogue  
 sforzando

INFO CONTROLS EFFECTS SETTINGS SNAPSHOT

## THE STRING KEYS & ADDITIONAL NOTE KEYS LAYOUT



KEYSWITCHES

STRING KEYS &amp; NOTES

STRUMS

CHROMATIC KEYS

🔊 🔍 R W a + ⬆️ ⬇️ ⬇️ ⬆️

INSTRUMENT: empty  
 K-SWITCH:

VOL. (CC7) -∞ dB    PAN (CC10) C    SEND (CC91) 0%

TUNE 0    TRANS. 0  
 POLY. 64    PB RANGE DEF

**2Logue**  
*sforzando*


INFO    CONTROLS    EFFECTS    **SETTINGS**    SNAPSHOT -

# FINGER STRUMS

WHITE KEY = DOWN

BLACK KEY = UP

|                          |    |       |
|--------------------------|----|-------|
| ARP-STRUM DOWN           | B4 | 54321 |
| STRINGS 2&3 - UP         | A4 | 32    |
| 2&3 - DOWN               | G4 | 21    |
| TOP 2 STRING - UP        | F4 | 321   |
| TOP 2 - DOWN             | E4 | 54321 |
| TOP 3 STRING - UP        | D4 | 4321  |
| TOP 3 - DOWN             |    |       |
| TOP 5 STRINGS DOWN STRUM |    |       |
| TOP 4 STRING - UP        |    |       |
| TOP 4 - DOWN             |    |       |
| ARP-STRUM UP             |    |       |
| C 4                      |    |       |



KEYSWITCHES

STRING KEYS & NOTES

STRUMS

CHROMATIC KEYS

INSTRUMENT:   
 K-SWITCH:

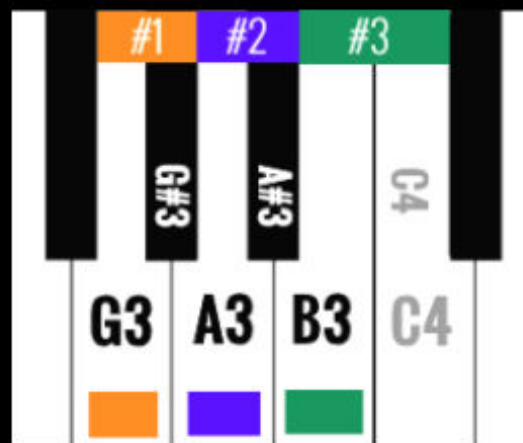
VOL. (CC7) -∞ dB  
PAN (CC10) C  
SEND (CC91) 0%

TUNE 0  
POLY. 64  
TRANS. 0  
PB RANGE DEF

2LOGUE  
sforzando

INFO CONTROLS EFFECTS SETTINGS SNAPSHOT

## AUTO-BASS KEYS



**OPTION #1** ROOT NOTE = G3 LOWEST ROOT NOTE


FIFTH NOTE = G#3 LOWEST FIFTH NOTE

**OPTION #2** ROOT NOTE = A3 Where possible on

FIFTH (or 3rd) = A#3 4th & 5th strings

**OPTION #3** ROOT NOTE = B3 An alternative for

FIFTH NOTE = C4 higher chord voicings



🔊 🔍 R W a + 📏 ⬆️ ⬇️ ⬆️ 📷 ⬇️

INSTRUMENT: empty  
 K-SWITCH:

VOL. (CC7) -∞ dB   
 PAN (CC10) C   
 SEND (CC91) 0%

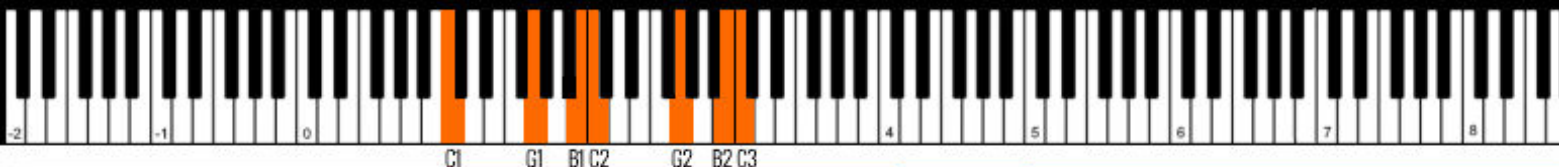
TUNE 0    TRANS. 0  
 POLY. 64    PB RANGE DEF

**2League**  
*sforzando*

INFO    CONTROLS    EFFECTS    SETTINGS    SNAPSHOT -

**SUNDRY SOUNDS**

C3 DEAD STRUM THUMB  
 B2 THUMB TOP HIT  
 G2 THUMB KNOCK  
 C2 KNUCKLE KNOCK  
 B1 SHARP FINGER SLAP  
 G1 PALM SLAP  
 C1 PALM BRIDGE SLAP



KEYSWITCHES

STRING KEYS &amp; NOTES

STRUMS

CHROMATIC KEYS



The screenshot shows the top control panel of the sforzando software. It includes a top bar with standard window controls and a toolbar with icons for power, mute, solo, record, write, solo, and a search icon. The main control area features a dropdown menu for 'INSTRUMENT: empty' and 'K-SWITCH:'. Below this are three rotary knobs for 'VOL. (CC7)' set to '-∞ dB', 'PAN (CC10)' set to 'C', and 'SEND (CC91)' set to '0%'. To the right are two numeric fields for 'TUNE' and 'TRANS.' both set to '0', and two dropdown menus for 'POLY.' set to '64' and 'PB RANGE' set to 'DEF'. The sforzando logo is visible in the top right. At the bottom of the control panel are tabs for 'INFO', 'CONTROLS', 'EFFECTS', and 'SETTINGS', and a 'SNAPSHOT' dropdown menu.

Note: The keyboard layout in sforzando only has 9 octaves. The full MIDI keyboard layout has 127 notes, which makes 10 octaves plus 8 more notes. The Chromatic Keys Layout in the FingerpickPro Key Instruments goes from C5 up to G8.





🔊 🗄️ R W 🗣️ ➕ 🔍 ⬆️ ⬇️ ⬇️ ⬇️

INSTRUMENT: **empty**  
K-SWITCH:

VOL. (CC7) **-∞ dB** PAN (CC10) **C** SEND (CC91) **0%**

TUNE **0** TRANS. **0** POLY. **64** PB RANGE **DEF**

INFO CONTROLS EFFECTS SETTINGS SNAPSHOT



# *sforzando*

Drop a supported file to start  
SFZ, (acidized)WAV, SF2, DLS.

